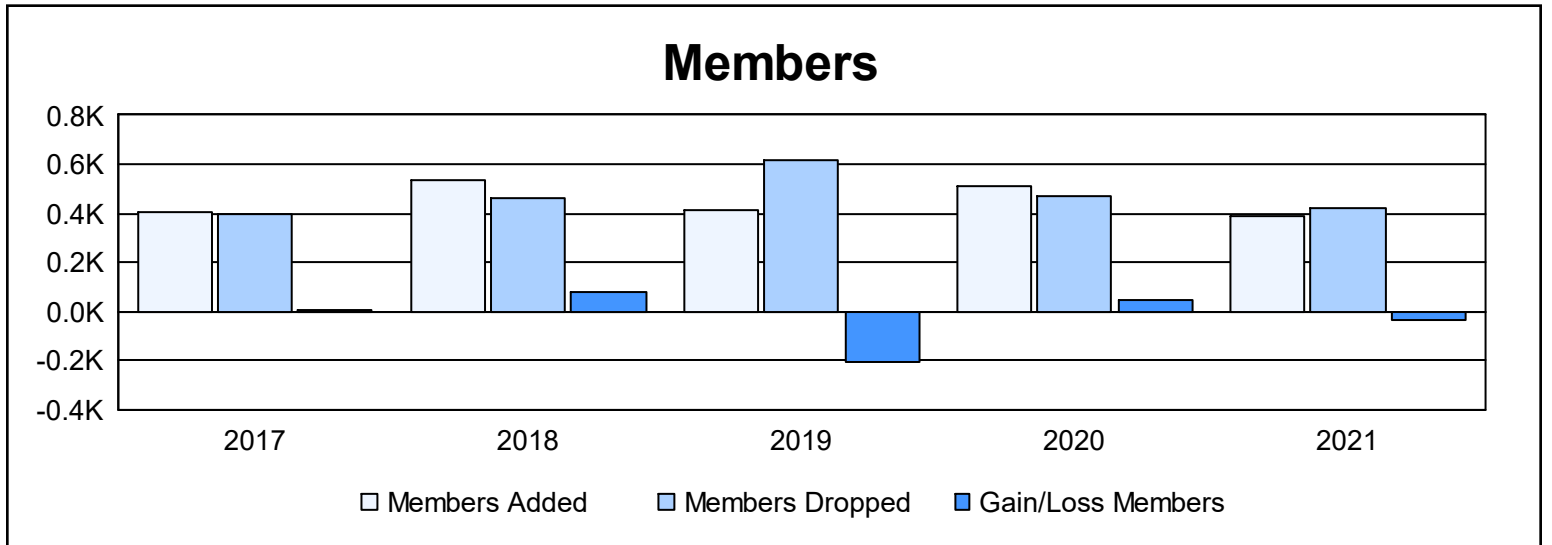
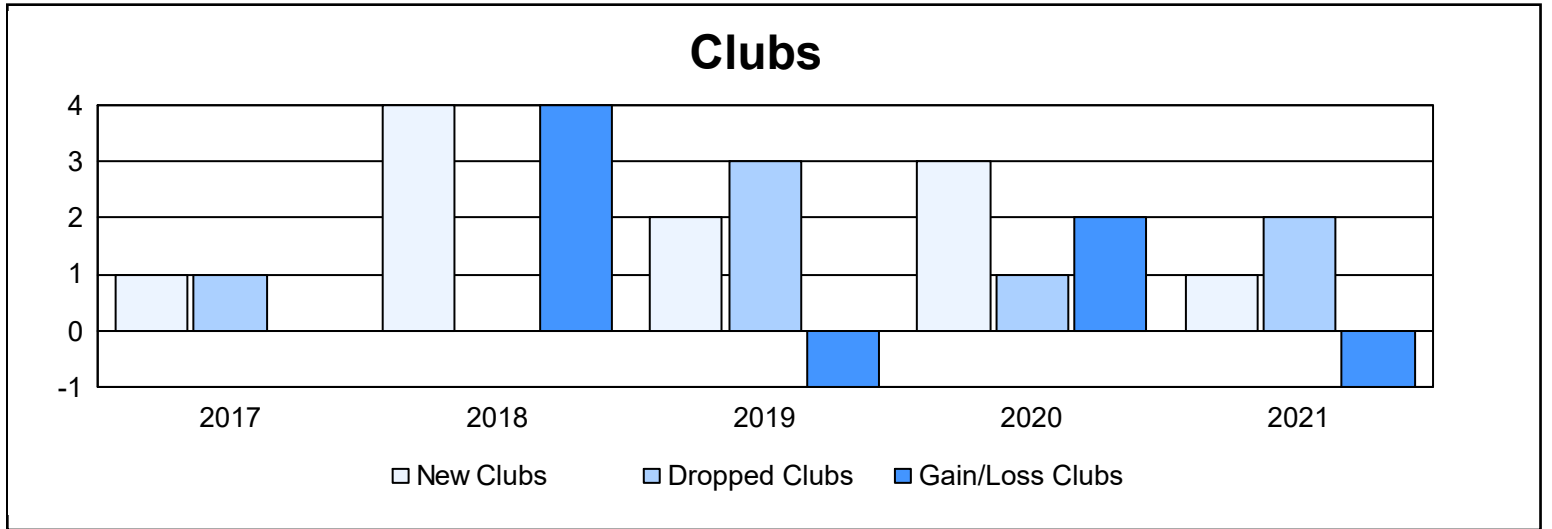
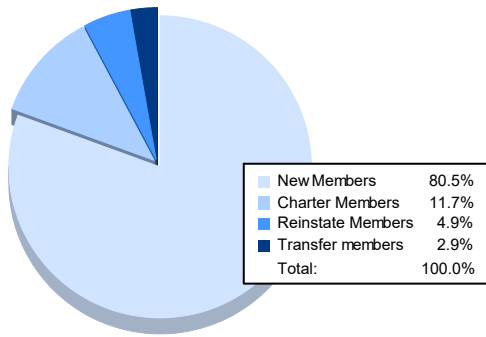


Year	New Clubs	Dropped Clubs	Gain/ Loss Clubs	New Members	Charter Members	Reinstate Members	Transfer Members	Total Member Added	Total Members Dropped	Gain/ Loss Members
2016-2017	1	1	0	317	38	22	28	405	397	8
2017-2018	4	0	4	365	140	10	19	534	458	76
2018-2019	2	3	-1	292	67	33	19	411	613	-202
2019-2020	3	1	2	343	110	47	14	514	466	48
2020-2021	1	2	-1	310	45	19	11	385	423	-38
<b>Average</b>	<b>2</b>	<b>1</b>	<b>1</b>	<b>325</b>	<b>80</b>	<b>26</b>	<b>18</b>	<b>450</b>	<b>471</b>	<b>-22</b>



### Membership Composition June 2021 Cumulative



### Gender Composition June 2021 Cumulative

